



OUTDOOR COUNCIL OF CANADA
CONSEIL CANADIEN DE PLEIN AIR

Treasurers Report

Covering the period September 1, 2021 – August 31, 2022

Notes

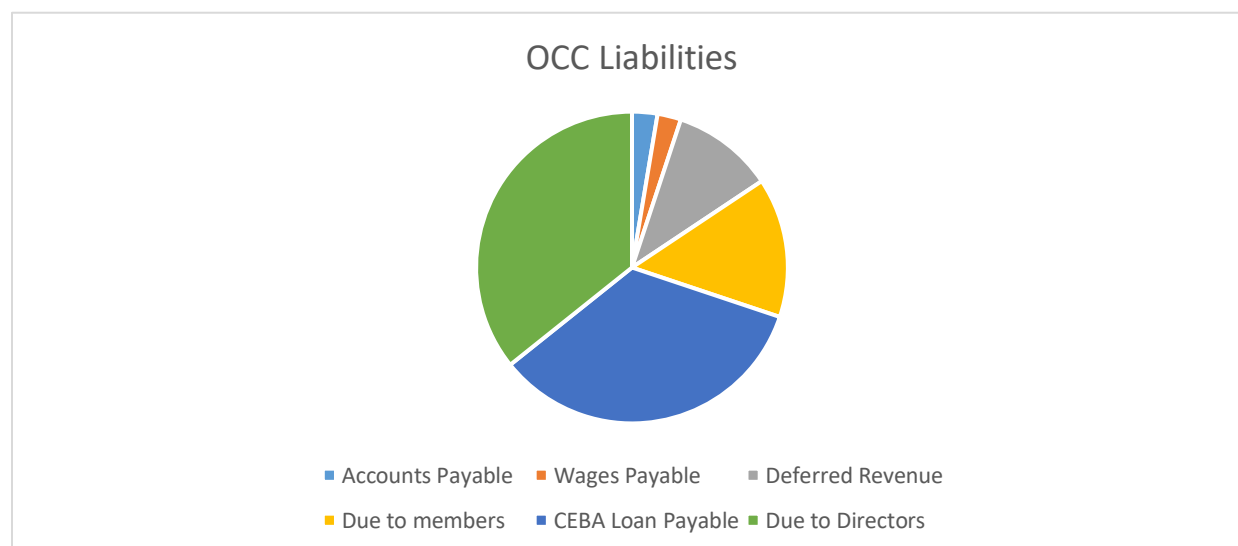
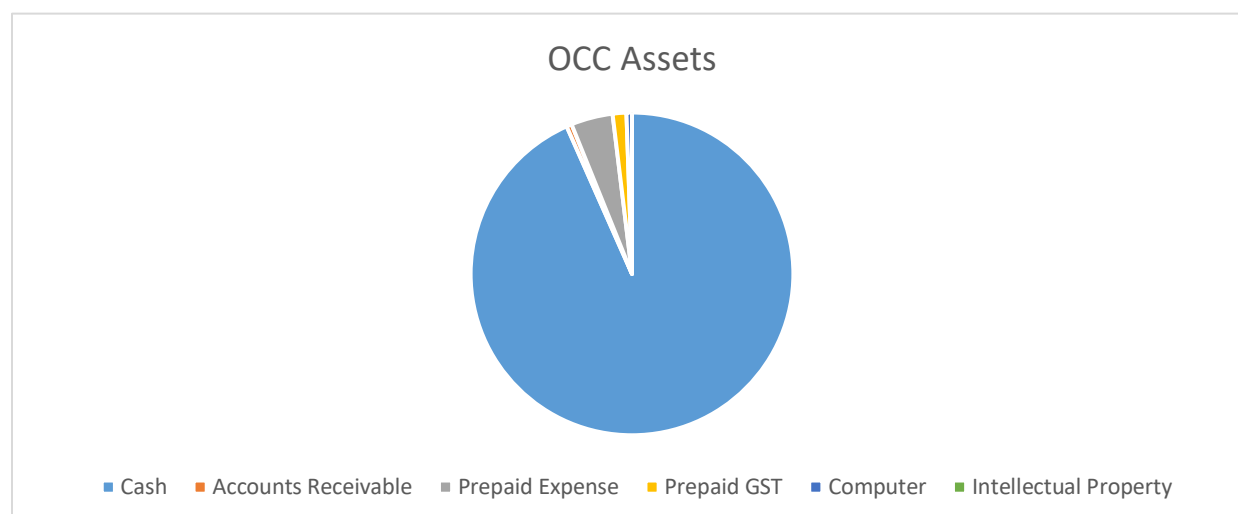
Between September 1, 2021 and August 31, 2022 OCC revenues grew by 26% to \$249,935, a tremendous achievement by the team as the world began to return to the new normal. Membership revenues have continued to grow, up 16% to \$44,754. Expenses during this period also grew by 40% to \$250,986, including a one-time expense of \$4,754 due to the winding down of the Canadian Outdoor Summit. Without this one-time expense, our annual operating gain was \$3,703, which while down from last year, is our second net positive year in a row.

Breaking this down; 41% (up from 33% last year) of OCC revenues were generated from operational activities (membership sales and course delivery), with the remainder received through donations and grants via the OCCF and other agencies. On the expense side, our largest component, 69% (flat from year) is due to wages and salaries.

2022 has seen a transition to a more normal state of affairs. Courses are being offered, membership continues to grow and another successful cohort from the Outdoor Activity Club has graduated. While not included in these financial statements, one of our past directors has generously decided to forgive their amounts owing, which will help reduce our outstanding debt.

Demand for access to the outdoors for recreation remains at an all-time high. As always, if you are a Field Leader instructor, we ask that you consider organizing a course in the near future. If you are aware of granting organizations that may be able to support the OCC, we ask that you please contact the Executive Director.

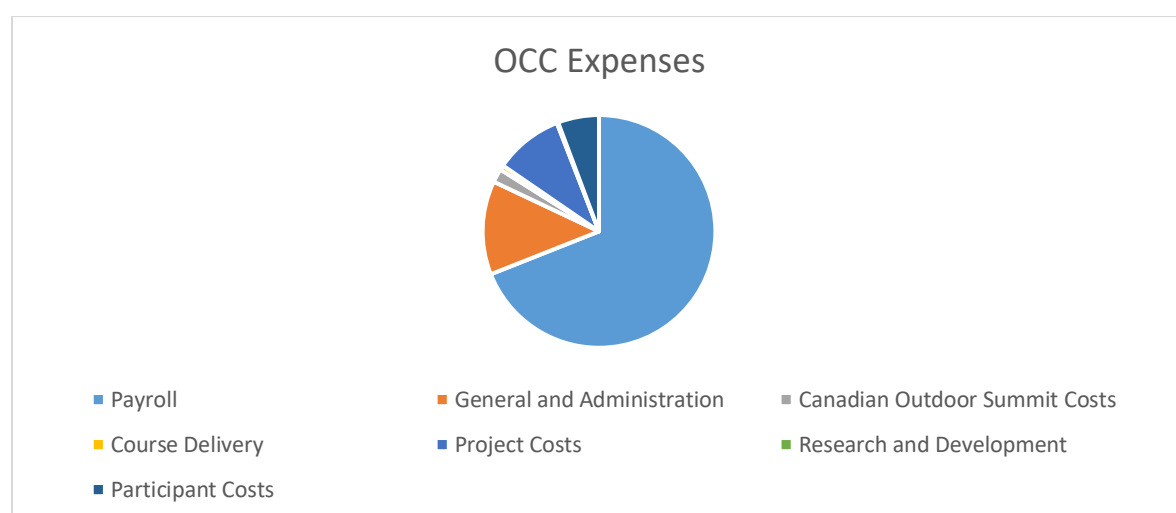
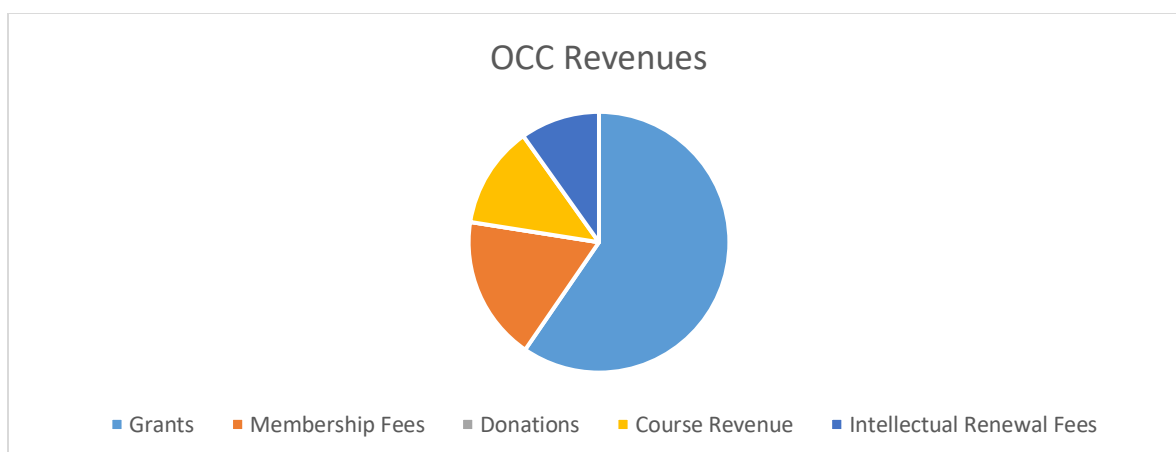
Statement of Financial Position (As of August 31st, 2021)



Assets		2022	%	2021	%	YoY
	Cash	\$ 123,902	93%	\$ 92,994	84%	33%
	Accounts Receivable	\$ 698	1%	\$ 5,225	5%	-87%
	Prepaid Expense	\$ 5,551	4%	\$ 10,666	10%	-48%
	Prepaid GST	\$ 1,830	1%	\$ 1,031	1%	77%
	Computer	\$ 728	1%	\$ 1,039	1%	-30%
	Intellectual Property	\$ 1	0%	\$ 1	0%	0%
	Total Assets	\$ 132,709	100%	\$ 110,955	100%	20%
Liabilities						
	Accounts Payable	\$ 4,636	2%	\$ 7,111	3%	-35%
	Wages Payable	\$ 4,291	2%	\$ 10,739	5%	-60%

	Deferred Revenue	\$ 18,575	8%	\$ 16,824	8%	10%
	Due to members	\$ 25,473	11%		0%	
	CEBA Loan Payable	\$ 60,000	26%	\$ 60,000		0%
	Due to Directors	\$ 62,800	27%	\$ 88,273	42%	-29%
	Deferred Contributions	\$ 54,860	24%	\$ 24,883	12%	120%
	Total Liabilities	\$ 230,635	100%	\$ 207,830	100%	11%
Net Assets						
	Retained Earnings	-\$ 97,926		-\$ 96,875		1%

Statement of Revenues and Expenses (Sept 1st, 2021 to August 31st, 2022)



Revenues		2022	%	2021	%	YoY
	Grants	\$ 148,910	60%	\$ 132,334	66%	13%
	Membership Fees	\$ 44,754	18%	\$ 31,646	16%	41%
	Donations	\$ -	0%	\$ 500	0%	-100%
	Course Revenue	\$ 31,644	13%	\$ 21,343	11%	48%
	Intellectual Renewal Fees	\$ 24,627	10%	\$ 13,214	7%	86%
	Total Revenues	\$ 249,935	100%	\$ 199,037	100%	26%
Expenses						
	Payroll	\$ 173,173	69%	\$ 126,084	71%	37%
	General and Administration	\$ 32,681		\$ 26,680		22%
	Canadian Outdoor Summit Costs	\$ 4,754	2%		0%	
	Course Delivery	\$ 1,660	1%	\$ 4,327	2%	-62%
	Participant Costs	\$ 23,903	10%	\$ 14,128	8%	69%

	Research and Development	\$	488	0%	\$	260	0%	88%
	Participant Costs	\$	14,327	6%	\$	7,168	4%	100%
	Total Expenses	\$	250,986	100%	\$	178,647	100%	40%
Net Gain (loss)		-\$	1,051		\$	20,390		-105%